

THE Accounting Solution in FileMaker®

Genesis Accounting

Streamline Your Business with Genesis Accounting

Genesis Accounting™ has been designed for seamless integration with any existing commercial or custom FileMaker solution that performs contact management, invoicing, and purchasing. Once integrated with your FileMaker files, this results in a complete business financial system in FileMaker.


Genesis Accounting is a state-of-the-art General Ledger accounting package written by accounting professionals and top FileMaker Pro programmers. It is the most robust general-application accounting package available in FileMaker. Accounts Receivable and Accounts Payable have extensive reporting capabilities and are fully integrated with the General Ledger. Transactions can be posted from the invoicing and purchasing files of an existing FileMaker solution, and new receivables and payables may be created directly in the Genesis Accounting files.

Codence provides a robust connection interface, complete process and technical documentation, and in-depth technical support to make the integration as straightforward as possible. Through this integration, invoicing or billing files are linked for posting to the Genesis Accounting Accounts Receivable file (A/R) and purchasing files to the Accounts Payable file (A/P). Both types of transactions post through to the General Ledger.

The Genesis Accounting files also access information stored in your customer and vendor files. Genesis Accounting has General Journal, Bank Reconciliation, and Financial Statement functions. All reports have sophisticated search criteria allowing a user to fine-tune a report, and developer access to Layout Mode permits customization of reports. Departmental accounting (multiple Income Statements) is supported, as is Divisional accounting (multiple Balance Sheets). The Genesis General Ledger account number format is flexible. User access and account management already existing in FileMaker solutions may be easily extended to the Genesis Accounting files, avoiding multiple logins. Contextual user documentation is provided.


Accounts Receivable

- ▶ Create a new customer transaction
- ▶ Modify unposted customer transactions
- ▶ Post customer transactions to the General Ledger, either individually or in a batch
- ▶ Record Prepayments before invoices or A/R entries are created
- ▶ Apply customer payments to outstanding Account receivables and create a bank deposit
- ▶ A bank deposit may include Direct Receipts for which there are no Accounts Receivable



Accounts Receivable

- ▶ Post a bank deposit to the General Ledger
- ▶ Modify posted receipts
- ▶ Unpost receivables
- ▶ Apply credits and prepayments to outstanding Accounts Receivable
- ▶ Post Applied Credits to the General Ledger
- ▶ Record multiple Customer payments and create a bank deposit, post to the General Ledger Unapplied Prepayments
- ▶ Generate finance charges for past due A/R



- ▶ Print posting reports
- ▶ Aged Receivables, detail or summary
- ▶ Outstanding Receivables
- ▶ Transaction History for customer, by date or by document number
- ▶ Unapplied Prepayments
- ▶ Receipts, detail or summary
- ▶ Receipts by Deposit number, detail or summary
- ▶ Commissions Report
- ▶ Customer Statements

Accounts Receivable Reports




Accounts Payable



- ▶ Create a new vendor transaction
- ▶ Modify unposted vendor transactions
- ▶ Unpost payables
- ▶ Post vendor transactions to the General Ledger, either singly or in a batch
- ▶ Enter Vendor payments, either manual or computer checks

Accounts Payable




- ▶ Enter Direct Payments for which there are no Accounts Payable
- ▶ Print checks and post to the General Ledger, either singly or in a batch
- ▶ Post manual checks to the General Ledger
- ▶ Void checks

Accounts Payable Reports

- ▶ Print posting reports
- ▶ Aged Payables, detail or summary
- ▶ Outstanding Payables
- ▶ Transaction History for vendor, by date or by document number
- ▶ Payments, detail or summary
- ▶ Payments by Check number




General Ledger



- ▶ Maintain Chart of Accounts
- ▶ Create Journal Entries
- ▶ Import Journal Entries
- ▶ Import a batch of Journal Entries to the General Ledger

General Ledger



- ▶ Powerful, easy-to-use, and flexible Bank Reconciliation (unlimited bank accounts)
- ▶ Total of 18 months open – the current fiscal year and six months of the next fiscal year
- ▶ Ability to lock months to prevent data entry in those months, and unlock them as desired (requires high-level password)

- ▶ Current Account Balances
- ▶ Bank Register
- ▶ Trial Balance
- ▶ Balance Sheet
- ▶ Historic Balance Sheet (available for 5 prior years)
- ▶ Period or Year-to-Date Income Statement
- ▶ Period and Year-to-Date on one Income Statement
- ▶ Departmental Income Statement
- ▶ Comparative and Historic Income Statements (available for 5 prior years)
- ▶ Columnar 12-Month Income Statement
- ▶ General Ledger, detail or summary, with or w/out totals
- ▶ Highly detailed searches of the G/L by Transaction Date or Date Range, Transaction Number, Account or Account Range, Customer or Vendor Name, and Transaction Description
- ▶ Historic General Ledger, detail or summary (available for 5 prior years)
- ▶ Detailed Transaction Journals

General Ledger Reports



Other Features

- ▶ Genesis Accounting users can modify appearance of screen and report layouts through access to FileMaker Layout Mode
- ▶ Secure multi-user stability and data integrity, with Process Locking and automated Verification routines
- ▶ Start at any time during the fiscal year
- ▶ Add descriptive text to Transactions
- ▶ Customizable for vertical industry Solutions



Explore Genesis Today!